

MANN SERIES – Signal Isolator WAVEPak DC/DC

NEW



A configurable isolator with auxiliary power supply, the WAVEPak is designed for the conversion of analog voltage or current signals. It is a four-wire DC isolator with complete three-way isolation between the input, output and supply.

Technical features:

- Converts and isolates DC voltages and currents
- 2 kV isolation between the ports
- Optional 24 V DC supply for loop powered transmitter input
- 12...60 V DC power supply
- Adjustable input for current or voltage
- Active or passive current input
- Scalable outputs via front pushbuttons
- Input/output testing without removing cables
- Highly accurate measurement ability $\pm 0.1\%$ (typical $\pm 0.05\%$)
- LED status display
- Pluggable connection terminals
- Mounts on TS 35 mounting rail
- Compact 12.5 mm wide housing
- CE, cULus

Canada

Weidmüller, Canada
10 Spy Court
Markham, Ontario L3R 5H6
Telephone: (800) 268-4080
Facsimile: (905) 475-2798
Email: info1@weidmuller.ca
Website: www.weidmuller.ca

Mexico

Weidmüller, Mexico
Blvd. Hermanos Serdán 698
Col. San Rafael Oriente
Puebla, Puebla, Mexico
C.P. 72029
Telephone: 01 222 2686267
Facsimile: 01 222 2686219
Email: clientes@weidmuller.com.mx
Website: www.weidmuller.com.mx

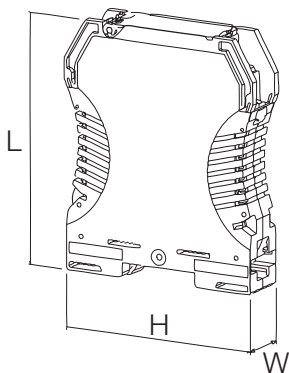
United States

Weidmüller
821 Southlake Blvd.
Richmond, Virginia 23236
Telephone: (800) 849-9343
Facsimile: (804) 379-2593
Email: info@weidmuller.com
Website: www.weidmuller.com

Weidmüller 

Configurable signal isolator/converter in 4-wire technology

3-way isolator



Technical data

Input	
Type	Current or voltage input, configurable with jumpers
Input signal	0 to 22 mA or 0 to 10 V
Sensor supply	20 mA @ 24 V DC output
Smallest received measuring span	4 mA or 2 V
Input resistance	100 Ω (current input) or > 1 MΩ (voltage input)
Step response time	< 220 ms (10...90 %)
Resolution	3.5 μA / 1.76 mV per bit
Output	
Type	Current or voltage output, configurable with jumpers
Output signal	0 to 22 mA or 0 to 10 V
Smallest received measuring span	4 mA or 2 V
Load resistance current, max.	≤ 1 kΩ
Load resistance voltage, max.	≥ 500 kΩ
Residual ripple	< 20 mV _{SS}
Resolution	3.5 μA / 1.76 mV per bit
General data	
Voltage supply	12...60 V DC
Power consumption	2.5 W @ 24 V DC
Linearity	< ± 0.1 % (typ. ± 0.05 %)
Humidity	10 to 90 % (non condensing)
Temperature coefficient	≤ 0.05 % / °C
Long-term drift	0.1 % / 10,000 h
Step response time	< 220 ms (10...90 %)
Impulse withstand voltage	4 kV (1.2/50 μs)
Data backup	≥ 100 years
Operating temperature/Storage temperature	0 °C...+60 °C/-25°C...+70°C
Approvals	CE, cULus
Insulation coordination	
EMC standards	DIN EN 61326
Insulation voltage	2 kV input / output / power supply
Rated voltage	300 V _{eff}
Data of Housing	
Clamping range (rating- / min. / max.)	mm ² 1.5 / 0.5 / 2.5
Type of connection / Terminal rail	Screw connection / TS 35
Type of Housing	Plastic enclosure
Length x width x height / Weight	mm/g 112.4 x 12.5 x 92.4 / 83
Note	

Ordering data

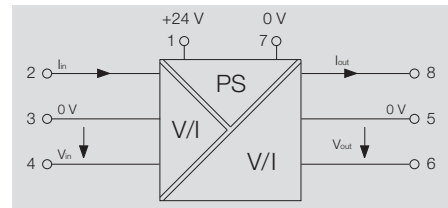
Type	Qty.	Order No.
WAVEPak DC/DC	1	7940024139

Note

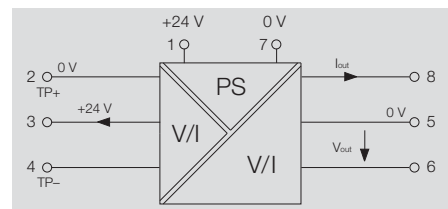
Accessories

Note

Wiring option A (input passive)



Wiring option B (input active)



Connections

Terminal	Signal	
1	Signal +	Supply voltage
7	Signal -	
4	Signal +	Voltage input
3	Signal -	
2	Signal +	Current input
3	Signal -	
3	Signal +	Loop Powered Input
2	Signal -	
6	Signal +	Voltage output
5	Signal -	
8	Signal +	Current output
5	Signal -	

Typical application for the WAVEPak

