
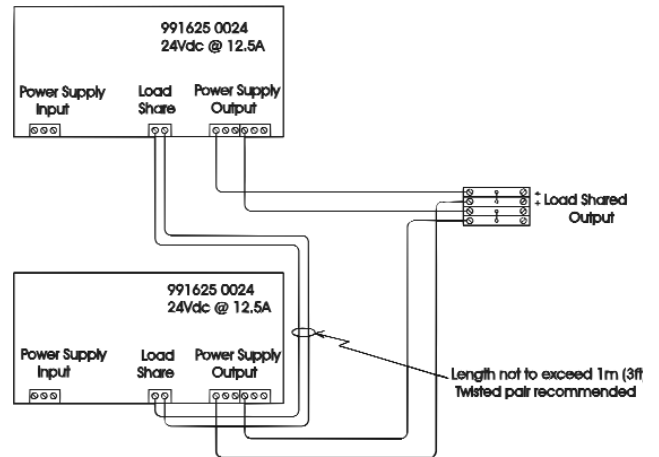


LOAD SHARING




Parallel operation is achieved by simply paralleling the “Load Share” terminals. No adjustments are required. The total load current will be split evenly among the power supplies. “Hot-swapping” is possible as well. The voltage output of each power supply must be within 2V of each other. Load sharing will only work with a minimum 0.5A load applied to each power supply in the system.

Up to 5 units can be connected in parallel to share the current (1500W). Please consult factory if you require higher power.



FAULT RELAY



Form “C” Relay that energizes during normal operating conditions. Contacts are rated for 30Vdc at 1A or 125Vac at 1A maximum.

300W Power Supply Temperature Derating and Mounting

This power supply can be horizontally (Figure 1) or vertically (Figure 2) mounted. For vertical mounting make sure the power supply is mounted as per Figure 2 with the internal fan air flow as indicated.

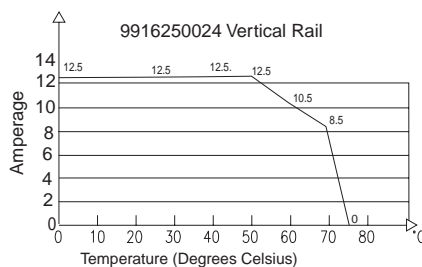
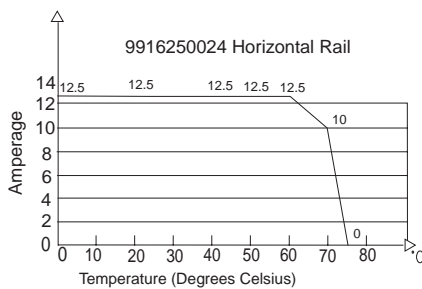


Figure 1: Horizontal Mount



Direction of Air Flow

Figure 2: Vertical Mount



Input: 85-265Vac, 50/60Hz.
100-200Vdc, L= +, N= -
Active PFC (.99 power factor under all load conditions)

Output: 22-28Vdc, (300W max. continuous)
20mVac RMS max. ripple @ 120Hz
2mVac p-p max. ripple @ 100KHz

DC ON - Green LED

This LED indicates that the power supply is operating within acceptable parameters.

CURRENT LIMIT - Yellow LED

This LED will illuminate if the output current exceeds 13.5A. The supply will deliver 18A for 300mS, with an output voltage of 24Vdc. Above 18A and around 300mS the output voltage will drop until the undervoltage threshold is exceeded. In this mode the supply will shut down and auto-restart.

FAULT - Red LED

This LED is not illuminated under normal operating conditions. If it turns on, one of the following faults has occurred:

- Dead short circuit.
- Output voltage has exceeded 30Vdc (overvoltage)
- Output voltage has gone below 15Vdc (undervoltage)
- The internal heatsink temperature has exceeded 100°C.

When illuminated the output voltage drops to zero and the Fault Relay de-energizes. In order to reset the fault condition the power must be removed from the power supply until the fault LED turns off (approx. 10 seconds).

ANALOG OUTPUTS - Monitor V, T, I

- Span 0-10Vdc
- Voltage output 0-30V
- Temperature output 0-100°C
- Current output 0-15A
- Accuracy $\pm 3\%$ worst case over full span and temperature range
- Output impedance 2K
- Permanent short circuit protected.